

Belt Driven Live Roller Conveyors

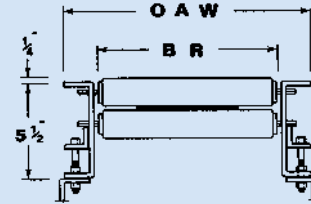
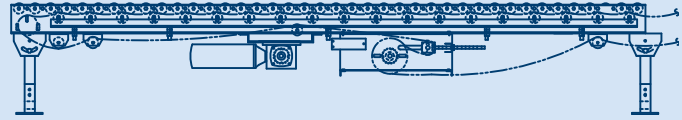
This economical belt driven live roller conveyor is ideal for moving boxes and packages where product positioning is necessary and accumulation is required.



BDLR SERIES SPECIFICATIONS:

1/2 HP 220/3/60 Motor ♦ 10 Ga. Construction ♦ 1.9" - 16 Ga. Galv. Rollers ♦ 3" Roller Centers ♦ Black PVC 120 Drive Belt ♦ 60 FPM ♦ 4" Drive Pulley Center Drive

For electrical controls see page 21.




▶ BDLR SERIES

Model No	Over-All Width In	Between Rail Width In	Drive Belt Width In	WEIGHT				
				Over-All Length: 10 Ft	Over-All Length: 15 Ft	Over-All Length: 20 Ft	Over-All Length: 25 Ft	Over-All Length: 30 Ft
BDLR-12	12	9½	6	453	617	752	923	1050
BDLR-18	18	15½	6	543	707	842	1013	1140
BDLR-24	24	21½	8	637	832	997	1202	1360
BDLR-30	30	27½	12	727	963	1162	1392	1588
BDLR-36	36	33½	16	785	1057	1257	1522	1710
BDLR-42	42	39½	16	917	1222	1485	1782	2043

V-Belt Driven Curve Conveyors

Medium duty powered roller conveyor for use with our belt driven model. Can be slave driven. 6" Tangent Standard.



VBDLR SERIES SPECIFICATIONS:

1/2 HP 220/3/60 Motor ♦ 10 Ga. Frame ♦ 1.9" - 16 Ga. Galv. Rollers ♦ 3" Roller Centers ♦ V Belt Drive ♦ 60 FPM ♦ 36" Inside Radius ♦ Capacity: 300 lbs. distributed

For electrical controls see page 21.

▶ VBDLR SERIES

Model No	Over-All Width In	Between Rail Width In	Weight 45°	Weight 90°
VBDLR-12	12	9½	322	359
VBDLR-18	18	15½	350	381
VBDLR-24	24	21½	367	396
VBDLR-30	30	27½	398	427
VBDLR-36	36	33½	439	472
VBDLR-42	42	39½	482	510